



District Report Card: 2017


State: Tamil Nadu	District: Kanniyakumari
Class: 5	Subject: Language
Schools: 60	Students: 920


Participation/Coverage


Students

 GENDER	Boys		Girls	
	Number	%	Number	%
	442	48.04	478	51.96

 AREA	Rural		Urban	
	Number	%	Number	%
	645	70.11	275	29.89

 CATEGORY	SC		ST		OBC		GEN	
	Number	%	Number	%	Number	%	Number	%
	67	7.28	16	1.74	722	78.48	115	12.50

 CWSN	LD	VI	HI	S&LD	ID	Oth
	1	0	1	3	10	3

 Management	Government		Government-aided	
	Number	%	Number	%
	418	45.43	502	54.57

Average Performance of Students in Language (%)

Overall	Gender		Area		Management		Social Group			
	Male	Female	Rural	Urban	Govt.	Aided	SC	ST	OBC	GEN
61.08	58.19	63.75	59.79	64.10	51.45	69.10	53.83	62.50	62.15	58.38

Performance on Learning Outcomes (LOs)

Learning Outcomes	Description	Average Performance(%)
L504	Reads and comprehends independently storybooks, news items/ headlines, advertisements etc.	62.76
L508	Reads text with comprehension, locates details and sequence of events	60.24

Range of Performance of Students who Answered Correctly							
Below 30%		30% - 50%		50% - 75%		Above 75%	
Number	%	Number	%	Number	%	Number	%
79	8.59	234	25.43	333	36.20	274	29.78

Lowest Performing Learning Outcomes (LOs)

- 1 - Reads text with comprehension, locates details and sequence of events (60.24)
- 2 - Reads and comprehends independently storybooks, news items/ headlines, advertisements etc. (62.76)